













change to	 ECE (A)	Year	77 - 79	76 - 79	77 - 86	79 - 86	76 - 82	79 - 86
	 US Models	Version	ECE - Models with Mechanical transmission					
	 Japanese Models	Model	728	730	728 i	732 i	733 i	735 i
Technical Data	- Pedals	Unit						
35 21 ... Brake pedal								
Control distance A		mm	251 ... 260					
	- RHD	mm	249 ... 258					
Control distance B		mm	5 ... 6					
35 31 ... Clutch Pedal								
Control distance B or C		mm	266 ... 274					
	- RHD	mm	258 ... 266					
35 41 ... Accelerator Pedal								
Control distance A or C		mm	83					
Lubricant for bearing surfaces			see BMW - Service Information					

change to		ECE	Year	77 - 79	76 - 79	77 - 86	79 - 86	76 - 82	79 - 86	79 - 86
		US Models	Version	ECE - Models with Automatic transmission						
		Japanese Models	Model	728 A	730 A	728 i A	732 i A	733 i A	735 i A	745 i A
Technical Data - Pedals			Unit							
35 21 ... Brake pedal										
Control distance A		mm	251 ... 260							
	- RHD	mm	249 ... 258							
Control distance B		mm	5 ... 6							
35 41 ... Accelerator Pedal										
Control distance A or C		mm	88							
Lubricant for bearing surfaces				see BMW - Service Information						

change to		ECE	Year	77 - 84	77 - 84	84 - 86	84 - 86
		ECE (A)	Version	US Models			
		Japanese Models	Model	733 i	733 i A	735 i	735 i A
Technical Data - Fußbetätigung			Unit				
35 21 ... Brake pedal							
Control distance A			mm	251 ... 260			
Control distance B			mm	5 ... 6			
35 31 ... Clutch Pedal							
Control distance B or C			mm	266 ... 274			
35 41 ... Accelerator Pedal							
Control distance A or C			mm	83	88	83	88
Lubricant for bearing surfaces				see BMW - Service Information			

change to		ECE	Year	78 - 84	84 - 86	84 - 86
		ECE (A)	Version	Japanese Models		
		US Models	Model	733 i A	735 i A	745 i A
Technical Data	- Fußbetätigung		Unit			
35 21 ... Brake pedal						
Control distance A			mm	251 ... 260		
Control distance B			mm	5 ... 6		
35 31 ... Clutch Pedal						
Control distance B or C			mm	266 ... 274		
35 41 ... Accelerator Pedal						
Control distance A or C			mm	88		
Lubricant for bearing surfaces				see BMW - Service Information		



Service-Information BMW Automobile



Service-Information BMW Automobile



Service-Information BMW Automobile

All Service Informations are saved in german language, please find them in the german manual.

Tightening Torques	Nm		mkp	
	from	to	from	to
Pedals				
35 11 ... Pedal Assembly Console				
Cosole to body	22		2,2	
Nut on shaft	27		2,7	
35 21 ... Brake Pedal and Linkage				
Piston rod lock nut	27		2,7	
Nut on shaft	27		2,7	
Pull rod Nut for pivot	27		2,7	
Left and right reversing lever Nut on shaft bolt	27		2,7	
Support to console Brake booster	22		2,2	
Support to console Reversing lever	27		2,7	
35 31 ... Clutch Pedal and Linkage				
Spring lock nut	6		0,6	
Piston rod shaft bolt	22		2,2	
Master cylinder to pedal assembly console	9		0,9	
Spring-pedal shaft bolt	22		2,2	
Clutch pedal Nut on eccentric bolt	22		2,2	
35 41 ... Accelerator Pedal and Linkage				
Full throttle stop	10		1	